



STREETFIGHTER 848

FITTING INSTRUCTIONS TO BE FITTED BY A QUALIFIED TECHNICIAN



THIS SHEET INCLUDES FITTING INSTRUCTIONS FOR THE FOLLOWING PARTS:

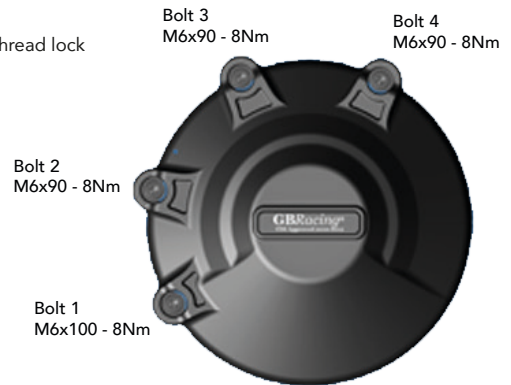

Secondary Clutch Cover Part No. EC-848-2008-2-GBR

Secondary Water Pump Cover Part No. EC-1198-2007-5-GBR



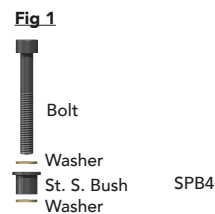

SECONDARY CLUTCH COVER PART NO. EC-848-2008-2-GBR

- 1 Remove 4 existing bolts from the Clutch cover, shown as position Bolt 1, 2, 3 & 4.
- 2 Place the Secondary Clutch Cover over the stock cover.
- 3 Assemble 4 replacement bolts loosely in the correct position as shown. Note: Must use thread lock
- 4 Tighten bolts to a Torque of 8Nm as per Manufacturer's recommendations.
DO NOT OVERTIGHTEN.



SECONDARY WATER PUMP COVER PART NO. EC-1198-2007-5-GBR

- 1 Remove 3 existing bolts from the Water Pump cover, shown as position Bolt 1, 2 & 3 (Retain washer at position 2. Reuse this washer and add supplied washer either end of the St.Steel bush, See Fig 1).
If casing is not counterbored remove St.Steel bush at position 2 and replace with supplied SPB4 St.Steel bush.
- 2 Place the Secondary Water Pump Cover over the stock cover. Assemble 3 replacement bolts loosely in the correct position as shown. Note: Must use thread lock
- (3) Tighten bolts to a Torque of 8Nm as per Manufacturer's recommendations.
DO NOT OVERTIGHTEN.



www.GBRacing.eu