


FITTING INSTRUCTIONS

TO BE FITTED BY A QUALIFIED TECHNICIAN


Street XL Bullet Frame Slider Set: Both sides

Part No. FS-MT09-2021-XL


- 1 Remove upper engine mounting bolt.
- 2 Assemble bolt through the aluminium bush into correct position.
- 3 Tighten to 60NM torque.
- 4 Slide bullet moulding onto aluminium bush.
- 5 Screw M6 bolt moulding hand tight.



LEFT HAND SIDE



RIGHT HAND SIDE



Replacement Bullet Moulded Part

Part No. CPM-6

