

FITTING INSTRUCTIONS


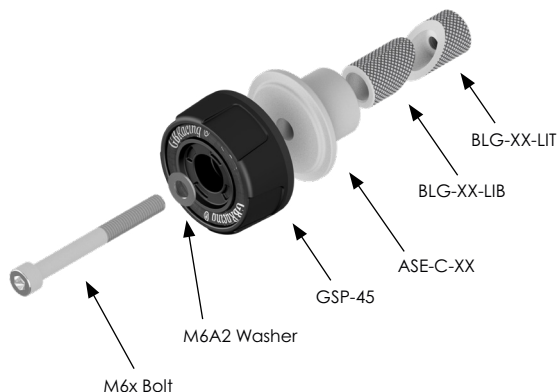
TO BE FITTED BY A QUALIFIED TECHNICIAN

SPINDLE PROTECTORS FOR MULTIPLE BIKE MODELS



SPINDLE PROTECTOR – FITTING INSTRUCTIONS

- 1 Assemble the spindle protector as shown.
- 2 Insert into the spindle and tighten till solid (we recommend approximately 8Nm).



MODEL FITMENT LIST:

- **BMW S1000RR, R, XR, TE & M1000RR, R, XR, XR COMP, 2019-2025** (See website for model fitment)

Please note, on the 2025 BMW S1000RR and M1000RR with integrated nose cone and brake scoop, the front right spindle protector does not fit without slightly dremelling the underside of the brake scoop.

SET: GSP-S1000RR-2025-SET | Front LHS: GSP-24-14-60 | Front RHS: GSP-25-22-65 | Rear LHS: GSP-22-16-45 | Rear RHS: GSP-23-22-80

- **Yamaha R1 & R1M, 2015-2025** (See website for model fitment)

SET: GSP-R1-2024-SET | Front LHS: GSP-29-14-50 | Front RHS: GSP-30-18-90 | Rear LHS: GSP-23-22-80 | Rear RHS: GSP-22-16-45

- **Suzuki GSXR600 K4-K5** (See website for model fitment)

SET: GSP-GSXR600-K4-SET | Front LHS: GSP-20-14-60 | Front RHS: GSP-21-22-60 | Rear LHS: GSP-22-16-45 | Rear RHS: GSP-23-22-80

- **Ducati Panigale V4 & V4S, Streetfighter V4 & V4S, 2025** (See website for model fitment)

SET: GSP-V4S-2025-SET | Front LHS: GSP-26-20-70 | Front RHS: GSP-27-30-70 | Rear LHS: GSP-28-18-80 | Rear RHS: GSP-29-14-50

- **Ducati Monster, Monster SP, 2022-2025 & Hypermotard 698, 2024-2025** (See website for model fitment)

SET: GSP-698-2024-SET | Front LHS: GSP-26-20-70 | Front RHS: GSP-27-30-70

- **Yamaha R9, 2025** (See website for model fitment)

SET: GSP-R1-2024-SET | Front LHS: GSP-29-14-50 | Front RHS: GSP-30-18-90 | Rear LHS: GSP-23-22-80 | Rear RHS: GSP-22-16-45


DO NOT use these products unless you agree to our Terms & Conditions, as shown on our paperwork and website. If you do not agree, please return the product(s) to your dealer for a refund.

FITTING INSTRUCTIONS


TO BE FITTED BY A QUALIFIED TECHNICIAN

SPINDLE PROTECTONS FOR MULTIPLE BIKE MODELS

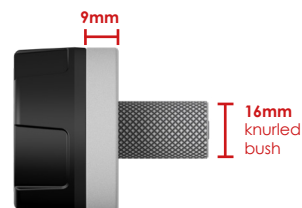
GSP-20-14-60




GSP-21-22-60




GSP-22-16-45




GSP-23-22-80




GSP-22-14-45



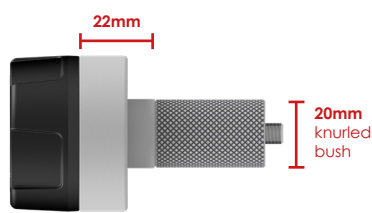
GSP-24-14-60




GSP-25-22-65




GSP-26-20-70




GSP-27-30-70




GSP-28-18-80




GSP-28-20-80




GSP-29-14-50



GSP-30-18-90



GSP-33-16-65



DO NOT use these products unless you agree to our Terms & Conditions, as shown on our paperwork and website. If you do not agree, please return the product(s) to your dealer for a refund.


FITTING INSTRUCTIONS

TO BE FITTED BY A QUALIFIED TECHNICIAN


SPINDLE PROTECTONS FOR MULTIPLE BIKE MODELS



GSP-29-M14-40



GSP-29-M18-40



DO NOT use these products unless you agree to our Terms & Conditions, as shown on our paperwork and website. If you do not agree, please return the product(s) to your dealer for a refund.