




**THIS SHEET INCLUDES FITTING INSTRUCTIONS FOR THE FOLLOWING PARTS:**

Secondary Alternator Cover Part No. EC-CRF1100-2020-1-GBR / Secondary Clutch Cover (Standard) Part No. EC-CRF1100-2020-2-GBR /  
Secondary Clutch Cover (Dual Clutch Transmission) Part No. EC-CRF1100-2020-2-DCT-GBR

**SECONDARY ALTERNATOR COVER  
PART NO. EC-CRF1100-2020-1-GBR**




1. Remove 4 existing bolts from the stock Alternator cover, shown as position Bolt 1, 2, 3 & 4.
2. Place the Secondary Alternator Cover over the stock cover.
3. Assemble 4 replacement bolts loosely in the correct position as shown.
4. Tighten bolts to a Torque of 10Nm as per Manufacturer's recommendations. DO NOT OVERTIGHTEN.



**SECONDARY CLUTCH COVER  
PART NO. EC-CRF1100-2020-2-GBR**

**FITS STANDARD CRF1100 AFRICA TWIN MODEL**


1. Remove 4 existing bolts from the stock Clutch cover, shown as position Bolt 1, 2, 3 & 4.
2. Place the Secondary Clutch Cover over the stock cover.
3. Assemble 4 replacement bolts loosely in the correct position as shown.
4. Tighten bolts to a Torque of 10Nm as per Manufacturer's recommendations. DO NOT OVERTIGHTEN.



**SECONDARY CLUTCH COVER**  
**PART NO. EC-CRF1100-2020-2-DCT-GBR**

**FITS CRF1100 AFRICA TWIN MODEL DUAL CLUTCH TRANSMISSION**

1. Remove 4 existing bolts from the stock Clutch cover, shown as position Bolt 1, 2, 3 & 4.
2. Place the Secondary Clutch Cover over the stock cover.
3. Assemble 4 replacement bolts loosely in the correct position as shown.
4. Tighten bolts to a Torque of 10Nm as per Manufacturer's recommendations. DO NOT OVERTIGHTEN.



**Bolt 1**  
M6X40HHF - 10Nm  
SPB-11

**Bolt 2**  
M6X40HHF - 10Nm  
SPB-11

**Bolt 4**  
M6X40HHF - 10Nm  
SPB-11

**Bolt 3**  
M6X40HHF - 10Nm  
SPB-11

**SETS:**

**SET STANDARD MODEL: EC-CRF1100-2020-SET-GBR:** EC-CRF1100-2020-1-GBR & EC-CRF1100-2020-2-GBR

**SET DUAL CLUTCH TRANSMISSION: EC-CRF1100-2020-SET-DCT-GBR:** EC-CRF1100-2020-1-GBR & EC-CRF1100-2020-2-DCT-GBR