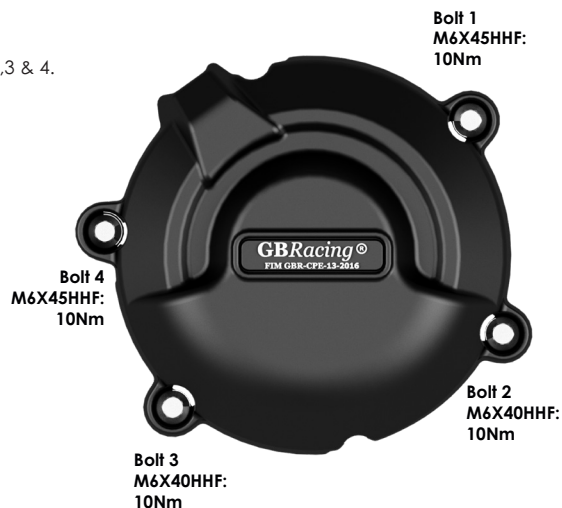




THIS SHEET INCLUDES FITTING INSTRUCTIONS FOR THE FOLLOWING PARTS:

Secondary Alternator Cover Part No. EC-790-2018-1-GBR / Secondary Clutch Cover Part No. EC-790-2018-2-GBR /
Secondary Water Pump Cover Part No. EC-790-2018-5-GBR




SECONDARY ALTERNATOR COVER PART NO. EC-790-2018-1-GBR

- 1 Remove 4 existing bolts from the stock Alternator cover, shown as position Bolt 1, 2, 3 & 4.
- 2 Place the Secondary Alternator Cover over the stock cover.
- 3 Assemble 4 replacement bolts loosely in the correct position as shown.
- 4 Tighten bolts to a Torque of 10Nm as per Manufacturer's recommendations.
DO NOT OVERTIGHTEN.





SECONDARY CLUTCH COVER PART NO. EC-790-2018-2-GBR

- 1 Remove 4 existing bolts from the stock Clutch cover, shown as position Bolt 1, 2, 3 & 4.
- 2 Place the Secondary Clutch Cover over the stock cover.
- 3 Assemble 4 replacement bolts loosely in the correct position as shown.
- 4 Tighten bolts to a Torque of 10Nm as per Manufacturer's recommendations.
DO NOT OVERTIGHTEN.



SECONDARY WATER PUMP COVER PART NO. EC-790-2018-5-GBR

- 1 Fitting requires a COLD engine.
- 2 Decompress the system before loosening existing stock bolts by removing the radiator cap.
ONLY WHEN ENGINE IS COLD.
- 3 Have all 3 replacement bolts to hand before removing existing stock bolts.
- 4 Remove 3 existing bolts from the stock water pump cover, shown as position bolts 1, 2 & 3.
Note: When the water pump bolts are removed there will be slight fluid loss.
- 5 Place the secondary water pump over the stock cover.
- 6 Assemble 3 replacement bolts, loosely in the correct position as shown.
- 7 Tighten bolts to a Torque of 10Nm. DO NOT OVERTIGHTEN.
- 8 Check coolant level & top up if necessary before starting engine.

**Engine Cover Set: EC-790-2018-SET-GBR**

EC-790-2018-1-GBR, EC-790-2018-2-GBR, EC-790-2018-5-GBR

www.GBRacing.eu

DO NOT use these products unless you agree to our Terms & Conditions, as shown on our paperwork and website. If you do not agree, please return the product(s) to your dealer for a refund.