

THIS SHEET INCLUDES FITTING INSTRUCTIONS FOR THE FOLLOWING PARTS:


Secondary Alternator Cover Part No. EC-Z1000SX-2016-1-GBR / Secondary Clutch Cover Part No. EC-Z1100SX-2025-2-GBR /

Secondary Pulse Cover Part No. EC-Z1000SX-2016-3-GBR


SECONDARY ALTERNATOR COVER PART NO. EC-Z1000SX-2016-1-GBR

1. Remove fairing (if fitted).
2. Remove 4 existing bolts from the stock Alternator cover, shown as position Bolt 1, 2, 3 & 4.
3. Place the Secondary Alternator Cover over the stock cover. Please Note: Do not remove fairing bracket as GBRacing Secondary Cover will fit over it.
4. Assemble 4 replacement bolts loosely in the correct positions as shown.
5. Tighten bolts to a Torque of 11Nm as per Manufacturer's recommendations. DO NOT OVERTIGHTEN.
6. Replace fairing.

NOTE: for Versys 1000:
Small modification required to the belly pan: Square off this section highlighted below in Fig 1.



Bolt 1
M6X40HHF -
11Nm
SPB-5




Bolt 2
M6X40HHF -
11Nm
SPB-5

Bolt 4
M6X35HHF -
11Nm
SPB-2


Bolt 3
M6X40HHF - 11Nm
SPB-5

SECONDARY CLUTCH COVER PART NO. EC-Z1100SX-2025-2-GBR

1. Remove fairing (if fitted).
2. Remove 4 existing bolts from the Clutch cover, shown as position Bolt 1, 2, 3 & 4.
3. Place the Secondary Clutch Cover over the stock cover.
4. Assemble 4 replacement bolts loosely in the correct position as shown.
5. Tighten bolts to a Torque of 11Nm as per Manufacturer's recommendations. DO NOT OVERTIGHTEN.
6. Replace fairing.



Bolt 1
M6X50HHF -
11Nm
SPB-10




Bolt 2
M6X55HHF -
11Nm
SPB-9

Bolt 4
M6X35HHF -
11Nm
SPB-9

Bolt 3
M6X55HHF -
11Nm
SPB-9

SECONDARY PULSE COVER PART NO. EC-Z1000SX-2016-3-GBR

1. Remove fairing (if fitted).
2. Remove 4 existing bolts from the Pulse cover, shown as position Bolt 1, 2, 3 & 4.
3. Place the Secondary Pulse Cover over the stock cover. Assemble 4 replacement bolts loosely in the correct position as shown.
4. Tighten bolts to a Torque of 11Nm as per Manufacturer's recommendations. DO NOT OVERTIGHTEN.
5. Replace fairing.



Bolt 1
M6X35 -
11Nm
SPB-9



Bolt 2
M6X35 -
11Nm
SPB-9

Bolt 4
M6X35 -
11Nm
SPB-9

Bolt 3
M6X35 - 11Nm
SPB-9