


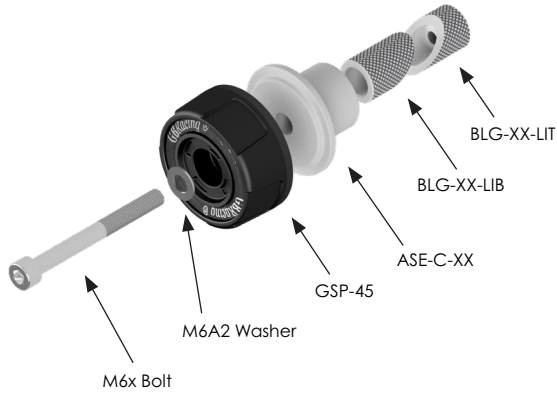
FITTING INSTRUCTIONS

TO BE FITTED BY A QUALIFIED TECHNICIAN

SPINDLE PROTECTION FOR MULTIPLE BIKE MODELS

SPINDLE PROTECTOR – FITTING INSTRUCTIONS

- 1 Assemble the spindle protector as shown.
- 2 Insert into the spindle and tighten till solid (we recommend approximately 8Nm).



MODEL FITMENT LIST: (See website for model fitment)

APRILIA

- **Aprilia RSV4 2009-2020**

SET: GSP-RSV4-2010-SET | Front LHS: GSP-33-24-65 | Front RHS: GSP-35-20-55 | Rear LHS: GSP-22-20-45 | Rear RHS: GSP-28-20-80

- **Aprilia RSV4 & Tuono V4 2021-2026**

SET: GSP-RSV4-2021-SET | Front LHS: GSP-33-24-65 | Front RHS: GSP-35-16-55 | Rear LHS: GSP-22-20-45 | Rear RHS: GSP-28-20-80

BMW

- **BMW S1000RR, R, XR, TE & M1000RR, R, XR, XR COMP, 2019-2026**

Please note, on the 2025 BMW S1000RR and M1000RR with integrated nose cone and brake scoop, the front right spindle protector does not fit without slightly dremelling the underside of the brake scoop.

SET: GSP-S1000RR-2025-SET | Front LHS: GSP-24-14-60 | Front RHS: GSP-25-22-65 | Rear LHS: GSP-22-16-45 | Rear RHS: GSP-23-22-80

CF MOTO CFMOTO

- **CF Moto 675 SR-R**

SET: GSP-CF675-SR-2025-SET | Front LHS: GSP-29-12-50 | Front RHS: GSP-36-26-65 | Rear LHS: GSP-33-18-65 | Rear RHS: GSP-35-18-55

DUCATI

- **Ducati Streetfighter V2 2025-2026**

SET: GSP-V2-2025-SET | Front LHS: GSP-35-14-55 | Front RHS: GSP-33-24-65 | Rear LHS: GSP-34-18-55 | Rear RHS: GSP-34-18-55

- **Ducati Panigale V4 & V4S, Streetfighter V4 & V4S, 2025-2026, Panigale V4 R 2026**

SET: GSP-V4S-2025-SET | Front LHS: GSP-26-20-70 | Front RHS: GSP-27-30-70 | Rear LHS: GSP-28-18-80 | Rear RHS: GSP-29-14-50

- **Ducati Monster, Monster SP, 2022-2025 & Hypermotard 698, 2024-2026**

SET: GSP-698-2024-SET | Front LHS: GSP-26-20-70 | Front RHS: GSP-27-30-70

FITTING INSTRUCTIONS

TO BE FITTED BY A QUALIFIED TECHNICIAN

SPINDLE PROTECTION FOR MULTIPLE BIKE MODELS



HONDA **HONDA**

- **Honda CBR1000RR 2020-2026**

Please note, on the Front LHS, remove axle nut as per manufacturer's fitting instructions and re-fit replacement axle nut. Torque as per OEM.

SET: GSP-CBR1000RR-2020-SET | Front LHS: GSP-29-M18-35 | Front RHS: GSP-30-20-90 | Rear LHS: GSP-23-22-80 | Rear RHS: GSP-22-16-45

- **Honda CBR600RR 2024-2026**

Please note, on the Front LHS, remove axle nut as per manufacturer's fitting instructions and re-fit replacement axle nut. Torque as per OEM.

SET: GSP-CBR600RR-2024-SET | Front LHS: GSP-33-16-65 | Front RHS: GSP-29-M14-35 | Rear LHS: GSP-28-20-80 | Rear RHS: GSP-22-14-45

KAWASAKI **Kawasaki**

- **Kawasaki ZX10 2016-2026**

SET: GSP-ZX10-2026-SET | Front LHS: GSP-24-16-60 | Front RHS: GSP-24-20-18-60

KTM **KTM**

- **KTM RC 990R 2025-2026**

SET: GSP-990-RCR-2025-SET | Front LHS: GSP-29-12-50 | Front RHS: GSP-33-26-65 | Rear LHS: GSP-33-16-65 | Rear RHS: GSP-35-16-55

- **KTM 690 SMC 2023-2025**

SET: GSP-690SMC-2023-SET | Front LHS: GSP-34-18-55 | Front RHS: GSP-33-24-65 | Rear LHS: GSP-33-16-65 | Rear RHS: GSP-29-16-50

SUZUKI **SUZUKI**

- **Suzuki GSXR600 K4-K5**

SET: GSP-GSXR600-K4-SET | Front LHS: GSP-20-14-60 | Front RHS: GSP-21-22-60 | Rear LHS: GSP-22-16-45 | Rear RHS: GSP-23-22-80

- **Suzuki GSXR750 L4**

SET: GSP-GSXR750-L1-SET | Front LHS: GSP-37-12-55 | Front RHS: GSP-33-18-65 | Rear LHS: GSP-33-18-65 | Rear RHS: GSP-34-14-55

- **Suzuki GSXR750 K6-L9 / GSXR600 K6-M6**

Please note, on the Front LHS, remove axle nut as per manufacturer's fitting instructions and re-fit replacement axle nut. Torque as per OEM.

SET: GSP-GSXR750-K6-SET | Front LHS: GSP-33-22-65 | Front RHS: GSP-34-M18-40 | Rear LHS: GSP-22-16-45 | Rear RHS: GSP-33-22-65

- **Suzuki 8R M4-M6**

SET: GSP-GSX-8R-M5-SET | Front LHS: GSP-33-18-65 | Front RHS: GSP-34-12-55 | Rear LHS: GSP-33-18-65 | Rear RHS: GSP-34-12-55

YAMAHA **YAMAHA**

- **Yamaha MT-09 and XSR900 2021-2026**

SET: GSP-MT09-2024-SET | Front LHS: GSP-29-9-50 | Front RHS: GSP-33-18-65 | Rear LHS: GSP-33-22-65 | Rear RHS: GSP-35-16-55

- **Yamaha MT-10 2015-2026**

SET: GSP-R1-2024-SET | Front LHS: GSP-29-14-50 | Front RHS: GSP-30-18-90 | Rear LHS: GSP-23-22-80 | Rear RHS: GSP-22-16-45

- **Yamaha R1 & R1M, 2015-2026**

SET: GSP-R1-2024-SET | Front LHS: GSP-29-14-50 | Front RHS: GSP-30-18-90 | Rear LHS: GSP-23-22-80 | Rear RHS: GSP-22-16-45

- **Yamaha R9, 2025-2026**

SET: GSP-R1-2024-SET | Front LHS: GSP-29-14-50 | Front RHS: GSP-30-18-90 | Rear LHS: GSP-23-22-80 | Rear RHS: GSP-22-16-45

- **Yamaha TRACER 900 2025-2026**





Please note, on the Front LHS, remove axle nut as per manufacturer's fitting instructions and re-fit replacement axle nut. Torque as per OEM.

SET: GSP-TRACER900-2025-SET | Front LHS: GSP-29-M14-35 | Front RHS: GSP-33-18-65 | Rear LHS: GSP-33-22-65 | Rear RHS: GSP-33-16-55

FITTING INSTRUCTIONS

TO BE FITTED BY A QUALIFIED TECHNICIAN

SPINDLE PROTECTION FOR MULTIPLE BIKE MODELS

<p>GSP-20-14-60</p>  <p>17mm 14mm knurled bush</p>	<p>GSP-21-22-60</p>  <p>20mm 22mm knurled bush</p>	<p>GSP-22-14-45</p>  <p>9mm 14mm knurled bush</p>	<p>GSP-22-16-45</p>  <p>9mm 16mm knurled bush</p>	<p>GSP-22-20-45</p>  <p>9mm 20mm knurled bush</p>
<p>GSP-23-22-80</p>  <p>35mm 22mm knurled bush</p>	<p>GSP-24-14-60</p>  <p>14mm 14mm knurled bush</p>	<p>GSP-24-16-60</p>  <p>14mm 16mm knurled bush</p>	<p>GSP-24-20-18-60</p>  <p>14mm 20/18mm knurled bush</p>	<p>GSP-25-22-65</p>  <p>22mm 22mm knurled bush</p>
<p>GSP-26-20-70</p>  <p>22mm 20mm knurled bush</p>	<p>GSP-27-30-70</p>  <p>18mm 30mm knurled bush</p>	<p>GSP-28-18-80</p>  <p>35mm 18mm knurled bush</p>	<p>GSP-28-20-80</p>  <p>35mm 20mm knurled bush</p>	<p>GSP-29-9-50</p>  <p>17mm 9mm knurled bush</p>
<p>GSP-29-12-50</p>  <p>17mm 12mm knurled bush</p>	<p>GSP-29-14-50</p>  <p>17mm 14mm knurled bush</p>	<p>GSP-29-16-50</p>  <p>17mm 16mm knurled bush</p>	<p>GSP-30-18-90</p>  <p>49.5mm 18mm knurled bush</p>	<p>GSP-30-20-90</p>  <p>49.5mm 20mm knurled bush</p>
<p>GSP-33-16-65</p>  <p>24.5mm 16mm knurled bush</p>	<p>GSP-33-18-65</p>  <p>24.5mm 18mm knurled bush</p>	<p>GSP-33-22-65</p>  <p>24.5mm 22mm knurled bush</p>	<p>GSP-33-24-65</p>  <p>24.5mm 24mm knurled bush</p>	<p>GSP-33-26-70</p>  <p>24.5mm 26mm knurled bush</p>
<p>GSP-34-12-55</p>  <p>19.5mm 12mm knurled bush</p>	<p>GSP-34-14-55</p>  <p>19.5mm 14mm knurled bush</p>	<p>GSP-34-18-55</p>  <p>19.5mm 18mm knurled bush</p>	<p>GSP-35-14-55</p>  <p>19.5mm 14mm knurled bush</p>	<p>GSP-35-16-55</p>  <p>19.5mm 16mm knurled bush</p>
<p>GSP-35-18-55</p>  <p>19.5mm 18mm knurled bush</p>	<p>GSP-35-20-55</p>  <p>19.5mm 20mm knurled bush</p>	<p>GSP-36-26-65</p>  <p>24.5mm 26mm knurled bush</p>	<p>GSP-37-12-55</p>  <p>17mm 12mm knurled bush</p>	
<p>GSP-29-M14-35</p>  <p>17mm M14 replacement axle nut Fit as per manufacturer's manual</p>	<p>GSP-29-M18-35</p>  <p>17mm M18 replacement axle nut Fit as per manufacturer's manual</p>	<p>GSP-34-M18-40</p>  <p>19.5mm M18 replacement axle nut Fit as per manufacturer's manual</p>		