



FITTING INSTRUCTIONS

TO BE FITTED BY A QUALIFIED TECHNICIAN



2021-2024 Multistrada V2 |
2021-2025 DesertX | Monster + | Monster SP



THIS SHEET INCLUDES FITTING INSTRUCTIONS FOR THE FOLLOWING PARTS:

Secondary Alternator Cover Part No. EC-V2-950-2021-1-GBR / Secondary Clutch Cover Part No. EC-V2-950-2021-2-GBR

SECONDARY ALTERNATOR COVER PART NO. EC-V2-950-2021-1-GBR

Also fits models: Hypermotard 950, 950 SP, 950 RVE 2019-2023


- 1 Remove skid plate if fitted.
- 2 Remove the 4 standard bolts as shown as bolt position 1, 2, 3 & 4.
- 3 Place the secondary alternator cover over the standard alternator.
- 4 Insert the 4 supplied bolts and tighten to a maximum of 10Nm as per manufacturer's recommendations. **DO NOT OVERTIGHTEN**
- 5 Reinstall skid plate if fitted.



SECONDARY CLUTCH COVER PART NO. EC-V2-950-2021-2-GBR

Please note: If your model is fitted with a small plastic OE cover this will need to be removed before fitting the GBRacing secondary clutch cover.

- 1 Remove the 4 standard bolts as shown as bolt position 1, 2, 3 & 4.
- 2 Place the secondary clutch over the standard clutch.
- 3 Insert the 4 supplied bolts and tighten to a maximum of 10Nm as per manufacturer's recommendations. **DO NOT OVERTIGHTEN**



ENGINE COVER SET: Part No. EC-V2-950-2021-SET-GBR:
EC-V2-950-2021-1-GBR, EC-V2-950-2021-2-GBR

www.GBRacing.eu